

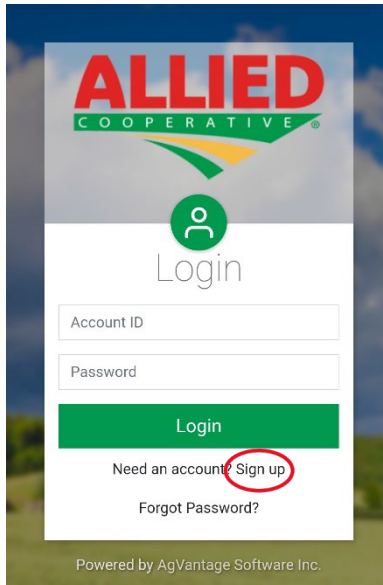
## Allied Cooperative's Customer Portal – “POCKT”

### Instructions for Online Customer Accounts – First-time Users

First time Login for AgVantage POCKT

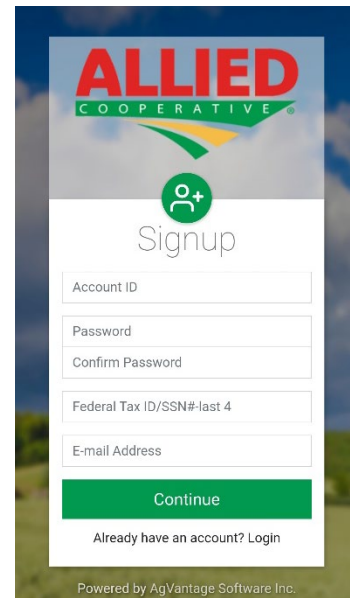
Go to: <https://myallied.agvantage.com:10090/#/auth/>

#### 2 – Click on ‘Sign Up’.




The image shows the Allied Cooperative login screen. At the top is the Allied Cooperative logo. Below it is a green circle with a white person icon and the word "Login". There are two input fields: "Account ID" and "Password". Below these is a green "Login" button. At the bottom, there is a link "Need an account? Sign up" which is circled in red, and a link "Forgot Password?". The footer says "Powered by AgVantage Software Inc."

#### 3 – First-time users, sign-up by completing form and clicking continue. Your account will be validated and created.



The image shows the Allied Cooperative signup screen. At the top is the Allied Cooperative logo. Below it is a green circle with a white person icon and a plus sign, and the word "Signup". There are five input fields: "Account ID", "Password", "Confirm Password", "Federal Tax ID/SSN#-last 4", and "E-mail Address". Below these is a green "Continue" button. At the bottom, there is a link "Already have an account? Login". The footer says "Powered by AgVantage Software Inc."

#### 4 – Go to your email box and verify your email.



The image shows the Allied Cooperative verify email screen. At the top is the Allied Cooperative logo. Below it is a green circle with a white envelope icon and the words "Verify Email". The text says: "Please check your inbox for a verification link. It can take a few minutes to arrive. Remember to check any Spam folders. We will automatically refresh this page once your verified."

**For information on adding a shortcut for quick access to your account, visit [allied.coop/customer-login](http://allied.coop/customer-login)**

