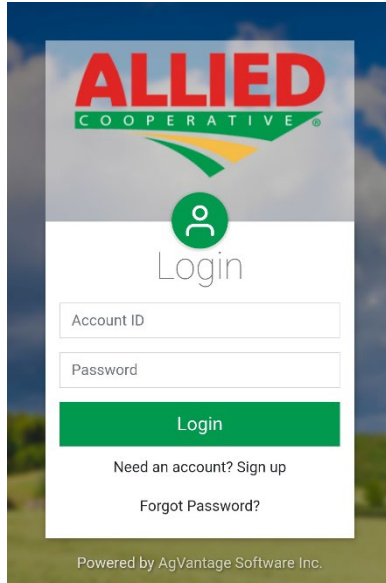


Allied Cooperative's Customer Portal – “POCKT”

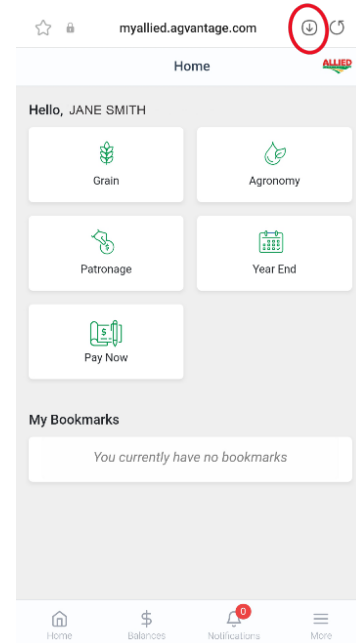
Instructions for Android

- 1 - Go to www.allied.coop
- 2 - Click on Menu bar (3 lines in top right corner of screen.)
- 3 - Click on Utilities.
- 4 - Click on Customer Login.




5 – Enter your account ID and password and click Login.



6 – Welcome to the POCKT home screen. Click on buttons to navigate through the website. Click on download arrow to add the shortcut to your home screen.



7 – If you want to have your account information remembered on your device, click Setup Local Account, then setup a PIN. You will also have the option to set-up biometrics for your account on the next screen. Otherwise Skip.



8 – If you have multiple accounts that you wish to access with one login, you may add them during this step. Otherwise select your name/account # to access your account information.

Please note: If you need access to multiple accounts you will need to “Sign-up” for access for each of these accounts. Then you may add the account to your device/computer login screen.

